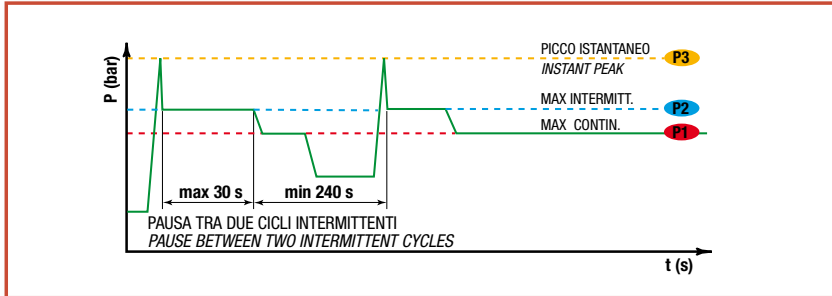


DATI TECNICI - TECHNICAL DATA

ESEMPIO CICLI LAVORO - EXAMPLE OF WORKING CYCLES



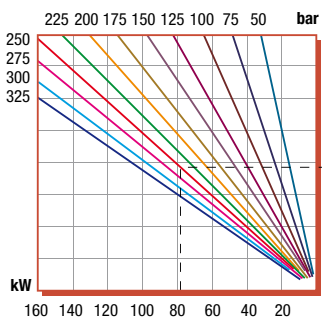
Pressione d'aspirazione: Inlet pressure:	0.7 ÷ 1.5 bar (assoluti/absolute)
Campo viscosità lavoro: Operating viscosity range:	12 ÷ 100 cSt
Temperatura fluido °C (t): Fluid temperature °C (t):	-10° + 80° C

Pressione Lavoro Working Press. P2	Contaminazione - Contamination		Filtro - Filter βx = 75
	NAS 1638	ISO 4406	
≤ 200 bar	12	21/18	40 μm
≥ 200 bar	11	20/17	25 μm

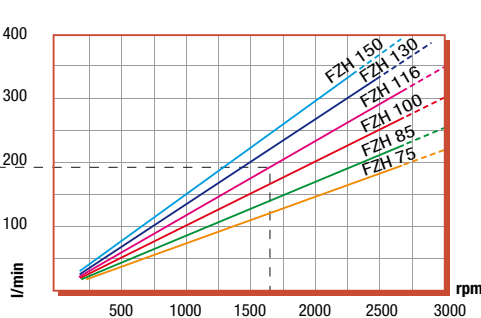
◀ **FILTRAZIONE CONSIGLIATA (ritorno o mandata)**
RECOMMENDED FILTERING (return or outlet)

TIPO - TYPE			FZH75	FZH85	FZH100	FZH116	FZH130	FZH150
	Vg	cm ³ /n cm ³ /rev.	73	84	100	116	132	148
Cilindrata Displacement								
Pressione massima continua Max continuous operating pressure	P1	bar	300	270	260	250	230	190
Pressione massima intermittente Max intermitt. operat. press. (max 30 s)	P2		320	310	290	280	270	230
Pressione massima di picco Max peak pressure (≤ 0.1 s)	P3		450	375	375	340	315	270
Velocità massima intermittente Max intermittent speed (P ≤ 20 bar)	n3	n/min r.p.m.	3800	3500	3500	3000	3000	3000
Velocità massima continua Max continuous speed (≤ P1)	n1		1800	1800	1500	1500	1500	1500
Velocità minima intermittente Min intermittent speed (≤ P2 x 0.5) (max 30 s)	n4		300	300	250	250	250	250

POTENZA ASSORBITA - POWER INPUT

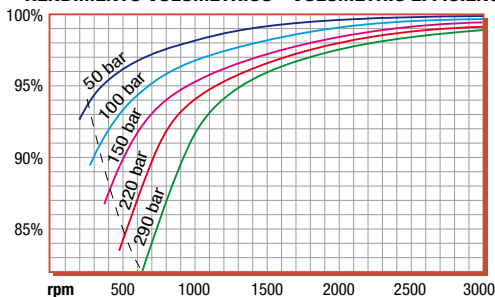


PORTATA - CAPACITY

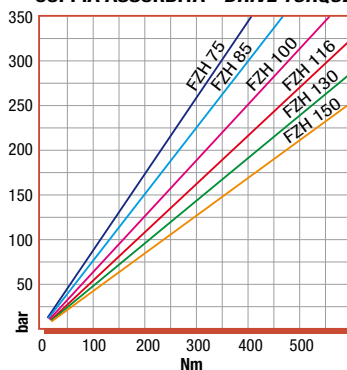


DIAGRAMMI - DIAGRAMS

RENDIMENTO VOLUMETRICO - VOLUMETRIC EFFICIENCY



COPPIA ASSORBITA - DRIVE TORQUE



RILIEVI ESEGUITI CON OLIO
ISO VG 46 A 50° C (√= 30 cSt)
THE ABOVE SPECIFICATIONS
REFER TO OIL TYPE ISO
VG 46 AT 50° C (√=30 cSt)