

TANDEM FZHV

**Pompa ad Ingranaggi
Gear Pump**

CODICE DI ORDINAZIONE - ORDERING CODE

200 FZH 075 D S V

DIN 5462

ROTAZIONE/ROTATION
D = DESTRO/CLOCKWISE
S = SINISTRO/ANTICLOCKWISE

CILINDRATA/DISPLACEMENT

TIPO/TYPE

POMPA AD INGRANAGGI/GEAR PUMP

DIN
5 4 6 2
SE

FZH 75 V


FZH 85 V

FZH 100 V

FZH 116 V

FZH 130 V

FZH 150 V



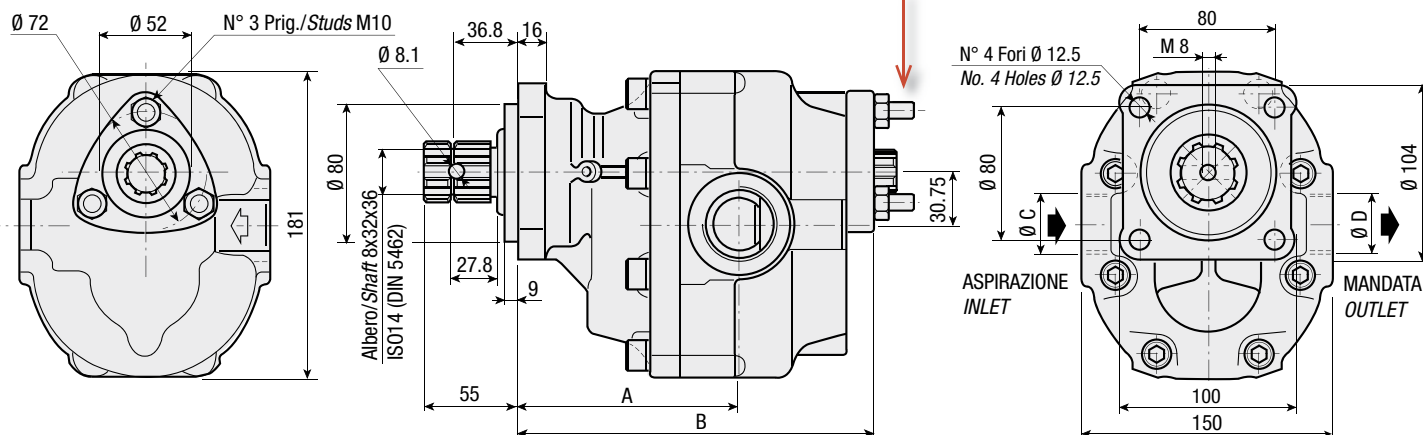
CARATTERISTICHE E DATI TECNICI - SPECIFICATIONS AND TECHNICAL DATA

TIPO TYPE	CODICE CODE	CILINDRATA DISPLACEMENT cm ³ /rev.	A mm	B mm	C ASPIRAZIONE INLET	D MANDATA OUTLET	PESO WEIGHT kg
FZH 75 V	200FZH075 D S V	73	127.5	205	1" 1/4 G	1" G	18.5
FZH 85 V	200FZH085 D S V	84	130	209	1" 1/4 G	1" G	19.4
FZH 100 V	200FZH100 D S V	100	139.5	215	1" 1/4 G	1" G	20.3
FZH 116 V	200FZH116 D S V	116	139.5	221	1" 1/4 G	1" G	21.2
FZH 130 V	200FZH130 D S V	132	135.5	227	1" 1/2 G	1" G	22.1
FZH 150 V	200FZH150 D S V	148	143.5	233	1" 1/2 G	1" G	23

KIT ACCOPPIAMENTO POSTERIORE:
per pompa ad ingranaggi tipo

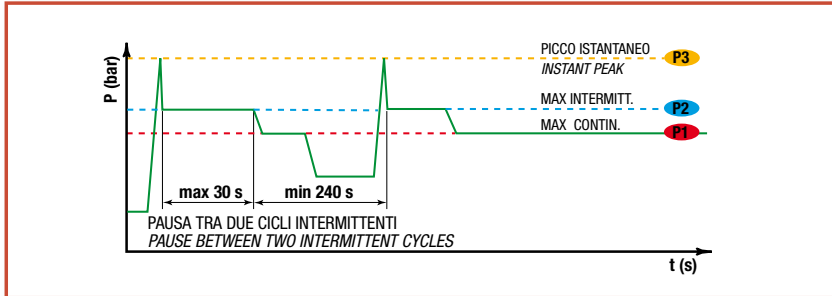
REAR MOUNTING KIT:
for gear pump type

PE	198KPP09000
B	
NF	
FZO	198KPP10000
NFL	
GP	



DATI TECNICI - TECHNICAL DATA

ESEMPIO CICLI LAVORO - EXAMPLE OF WORKING CYCLES



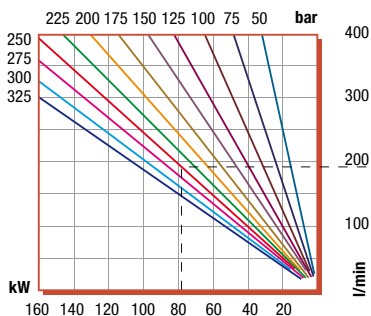
Pressione d'aspirazione: Inlet pressure:	0.7 ÷ 1.5 bar (assoluti/absolute)
Campo viscosità lavoro: Operating viscosity range:	12 ÷ 100 cSt
Temperatura fluido °C (t): Fluid temperature °C (t):	-10° + 80° C

Pressione Lavoro Working Press. P2	Contaminazione - Contamination		Filtro - Filter βx = 75
	NAS 1638	ISO 4406	
≤ 200 bar	12	21/18	40 μm
≥ 200 bar	11	20/17	25 μm

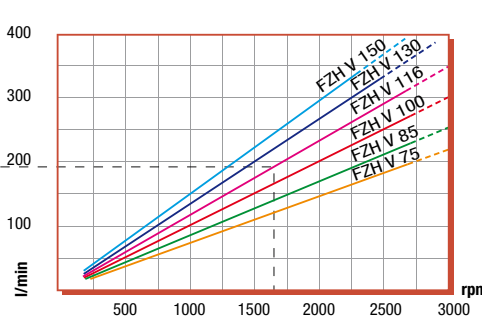
◀ **FILTRAZIONE CONSIGLIATA (ritorno o mandata)**
RECOMMENDED FILTERING (return or outlet)

TIPO - TYPE			FZH75V	FZH85V	FZH100V	FZH116V	FZH130V	FZH150V
	Vg	cm ³ /n cm ³ /rev.	73	84	100	116	132	148
Pressione massima continua Max continuous operating pressure	P1	bar	300	270	260	250	230	190
Pressione massima intermittente Max intermitt. operat. press. (max 30 s)	P2		320	310	290	280	270	230
Pressione massima di picco Max peak pressure (≤ 0.1 s)	P3		450	375	375	340	315	270
Velocità massima intermittente Max intermittent speed (P ≤ 20 bar)	n3	n/min r.p.m.	3800	3500	3500	3000	3000	3000
Velocità massima continua Max continuous speed (≤ P1)	n1		1800	1800	1500	1500	1500	1500
Velocità minima intermittente Min intermittent speed (≤ P2 x 0.5) (max 30 s)	n4		300	300	250	250	250	250

POTENZA ASSORBITA - POWER INPUT

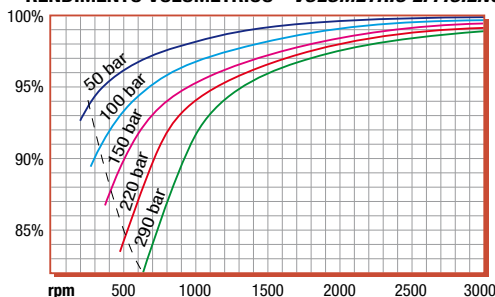


PORTATA - CAPACITY

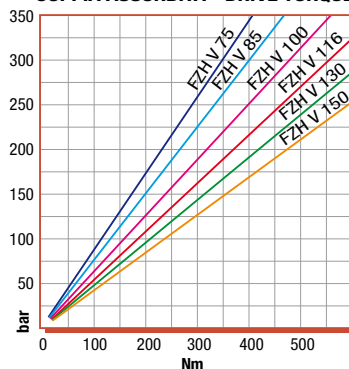


DIAGRAMMI - DIAGRAMS

RENDIMENTO VOLUMETRICO - VOLUMETRIC EFFICIENCY



COPPIA ASSORBITA - DRIVE TORQUE



RILIEVI ESEGUITI CON OLIO
ISO VG 46 A 50° C (√= 30 cSt)
THE ABOVE SPECIFICATIONS
REFER TO OIL TYPE ISO
VG 46 AT 50° C (√=30 cSt)